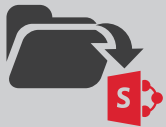


DOCAVE LOTUS NOTES MIGRATOR

FOR MICROSOFT® SHAREPOINT® MIGRATION

Migrate. Quickly consolidate enterprise content from IBM® Lotus Notes into Microsoft SharePoint Server and SharePoint Online.

KEY BENEFITS



EFFECTIVE
MIGRATION

Effectively consolidate Lotus Notes content sources into SharePoint with quick, full-fidelity migration, ensuring all migrated content looks and performs as it did in Lotus Notes.



BUSINESS
CONTINUITY

Clean up and reorganize Lotus Notes content using customizable content and file-size filters, providing a clutter-free SharePoint repository aligned with business needs. Map content, metadata, and permissions to associated SharePoint artifacts.



FLEXIBLE
MIGRATION AND
SCHEDULING

Granular or bulk content migration as well as customizable job scheduling allow administrators to plan migration jobs according to business needs and timetables, reducing any downtime of functioning production environments.



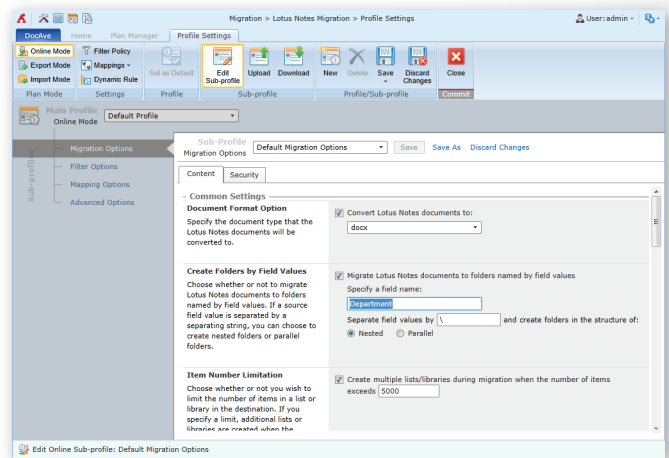
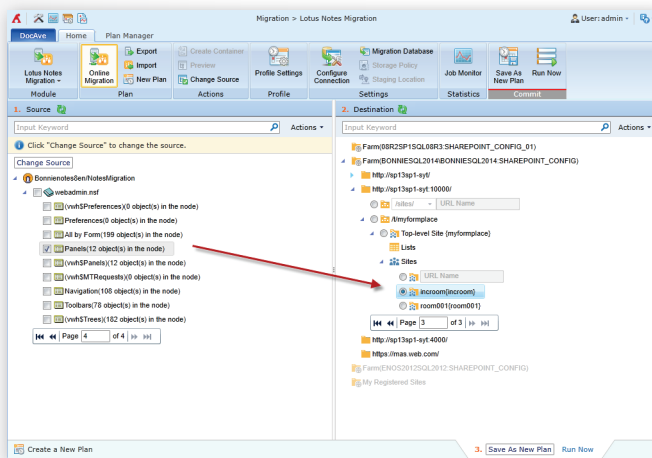
MIGRATION TO SHAREPOINT MADE EASY

DocAve Lotus Notes Migrator enables IT administrators to easily automate the process of consolidating Lotus Notes implementations into SharePoint Server 2016, SharePoint Server 2013, or SharePoint Online with minimal impact on end-users. Organizations can gain more value from legacy Lotus Notes content by exposing it to SharePoint's powerful social collaboration, search, and document management capabilities.

FREE
30-DAY TRIAL

TECHNICAL OVERVIEW

- Delegate migration plan management based on administrative roles
- Scan source content prior to migration to identify the scope of migration, and detect any illegal characters, user permissions, user names, user domains, and other Lotus Notes elements that must be mapped in order to migrate successfully into SharePoint Server or SharePoint Online
- Selectively migrate content – including discussions, documents, memos, journal entries, team statuses, mails, individual status reports, announcements, main topics, responses, responses to responses, rules, stationaries, Lotus SmartSuites, and contacts – according to business needs with granular content selection as well as customizable filtering options based on content properties, and perform test runs to validate migration plan configurations
- Create nested/parallel folders based on the specified field values in destination SharePoint libraries during migration
- Perform full and subsequent incremental migrations to keep network bandwidth resources optimized, only migrating content that has been updated since the last migration
- Migrate into pre-created sites, or create sites on the fly
- Preserve all metadata – including security settings, attributes, and properties – with full fidelity, utilizing customizable mappings to properly represent Lotus Notes elements and quickly take advantage of SharePoint’s features such as Managed Metadata
- Create dynamic rules based on out-of-the-box interfaces to customize mappings and filter policies in order to meet specific business needs, including the ability to create new Managed Metadata in the destination
- Migrate source metadata as nested terms under the Managed Actions Metadata Service destination based on a user-defined term set path
- Migrate online over existing networks or offline to securely migrate data across firewalls
- Keep source and destination environments in sync with customizable scheduling to minimize business disruption during the course of the migration project



Point-and-click migration simplifies the transfer of content into SharePoint.

For a comprehensive list of new features in this release, please view our [DocAve 6 Service Pack 8 Release Notes](#).

How to Buy DocAve

Call: 201.793.1111
E-mail: Sales@AvePoint.com
Evaluate DocAve for free at:
www.AvePoint.com/download

AvePoint Global Headquarters
525 Washington Blvd. Suite 1400
Jersey City, NJ 07310
Phone: 201.793.1111 Fax: 201.217.8709



For US Government Organizations:
DocAve can be purchased directly from
AvePoint or through the GSA website at
www.GSAadvantage.gov.

See why you should choose AvePoint as a strategic SharePoint partner, visit www.avepoint.com/about.

Join the AvePoint community at www.avepoint.com/community.

Accessible content available upon request.