

OFFICE 365 MIGRATION WITH AP ELEMENTS FLY



THE SWIFTEST, SIMPLEST MIGRATION AROUND

It's a bird, it's a plane...it's FLY. AP Elements has one of the fastest tools on the market to consolidate and migrate on-premises Exchange, SharePoint, and file shares, or other cloud content in Teams, Groups, and Google Drive, into Office 365 cloud. If your customer's looking to clean out or clean up data, are on a tight timeline, or an even tighter budget, FLY can help. We can automate migration projects with pre-defined mappings, schedules, and a real-time monitor. With our super-light install package, your customer will be ready for takeoff in a jiffy!

RESOLVE MIGRATION SITUATIONS IN THREE EASY STEPS



STEP 1 Analyze

Know what's relevant and important, or just collecting dust before your move. Understand your customer's existing information architecture to avoid potential risks or pitfalls, to improve the migration planning.



STEP 2 Migrate

Move entire site collections or individual lists and libraries to achieve a desired end goal with drag-and-drop ease. Then filter, map, configure, import, and schedule the move, or just migrate in real time.



STEP 3 Monitor

Track migration status and progress on the dashboard, validate migration, generate reports highlighting actions taken, and always be in the know with automated updates sent directly to stakeholders.

Try Free for 15 days

KEY FEATURES



PRE-MIGRATION ANALYSIS

- **Know your risks.** Identify customized web parts, site templates, web pages, or groups, that require updating, mapping, or deleting.
- **Get all the details.** Understand the existing information architecture, data size, users, workflows, site activity levels, and customizations. Export to CSV for deeper analysis.



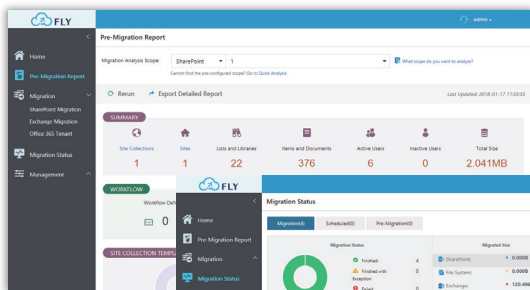
MIGRATE

- **Drag and drop.** Move your content from SharePoint 2007, 2010, 2013, 2016, SharePoint Online, Exchange On-prem, Exchange Online, Gmail, other IMAP/POP3 mailboxes, Teams, Groups, Google Drive, and File Share into Office 365 with drag-and-drop ease.
- **Take only what you need.** Filter based on content properties or metadata to take only what's relevant and leave behind content that's stale or no longer necessary.
- **Tenant-to-tenant migration.** Migrate your SharePoint Online, Exchange Online, Teams, and Groups between different Office 365 tenants.
- **Transform your data.** Manually map existing security, properties, metadata, and attributes into Office 365 with user, template, column, and content type mapping. Or import bulk mappings with Import Mode.
- **Migrate on your time.** Set up a schedule or migrate in real time.

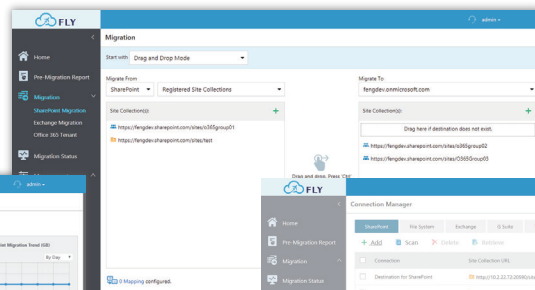


MONITOR

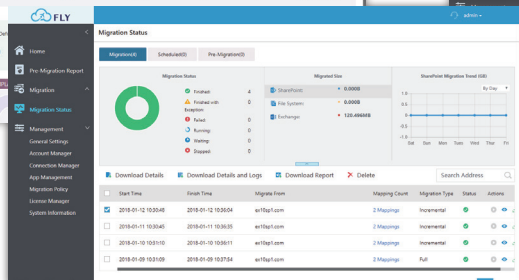
- **Track your progress.** Monitor migration status and progress on the migration dashboard.
- **Validate your migration.** Report on migrated data volumes as well as site, list, library, and item counts. Understand migration trends across your sources and destinations.
- **Generate migration analysis.** Supports downloading executive reports on job count and status, object count and status, and migration trend analysis to highlight the actions taken during the migration.
- **Stay in the know.** Send automated emails to stakeholders with detailed migration reports.



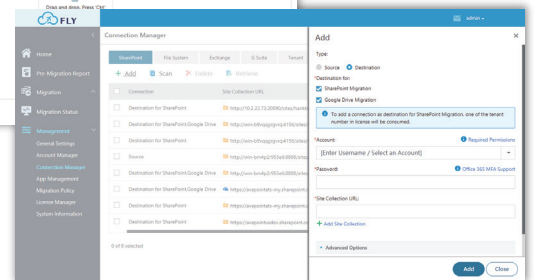
Step 1. Analyze



Step 2. Migrate



Step 3. Monitor



Connection Manager

How to Buy FLY

Call: +1 844-567-1659
Email: Sales@apelements.com

AP Elements Address

Riverfront Plaza, West Tower 901
East Byrd Street, Suite 900 Richmond,
VA 23219